

PLAYING THE NORTH

The North is a two player card game. Players will take turns **Reprogramming** (acquiring) the strange machines, known as **Ancients**, from **The Wastes** (middle of the play area) to form their decks. Those cards are played multiple ways to acquire more cards and gain abilities. Each card is worth various points at the end of the game, depending on how it is played. Each player also has a Node that they will charge and discharge for various effects.

Balancing gaining cards for their abilities and end game scoring, while causing the other player to lose points, is at the core of playing The North.

The North was designed around a minimal rule set. These rules serve as an overview of the game. The flow and actions available to the players are laid out in detail on the Turn Sequence and Reference cards.

SET UP

Separate all cards by their type.

Remove all **Value 0** Ancients from the deck. Shuffle these together and deal 4 to each player, forming each player's Deck. Players may look at their own cards. Each player places their Deck (Ancient side down) in their play area, forming their **Zone**.

Shuffle all remaining Value 0, I, and II Ancients together and place them in a Facility side up stack in the middle of the play area forming the **Wastes Deck**. Place the top 4 cards of the Wastes Deck beside of the Waste Deck, Ancient side up, forming **The Wastes**.

Each player takes a **Node** card, set to Level 1, and a **Point Card** and **Reference Card**. Set the Reference Card on the Point Card at 40. These cards go in the player's Zone. Determine a First Player and give them the **Turn Sequence Card** and the game begins.


ANCIENT CARDS

All Ancient Cards feature these 4 things:



FACILITY CARDS & ABILITIES

The back of each Ancient card is a **Facility**.



An Ancient may be played to your Zone as a Facility several ways. Like Ancients, each Facility has a **Protocol** Ability.


When a card in your Zone is flipped, the revealed side is treated as being played to your Zone.

Protocol and **Spark** abilities are mandatory and must be completed to the best of your ability. **Ancient or Facility cards can never be exchanged for a card of the same name.**

Cards played to your Zone remain there until the end of the game, unless moved.

NODE CARDS

Each player has a **Node** card.



The front side of your Node has 4 different levels. As your Node is Charged, it is rotated Clockwise to the next Level. Each side/lit light denotes the Node Level, with the top left corner denoting the Node's Current Level.

When your Node is Discharged, its is flipped and you gain a variety of effects, depending on the Level of your Node when Discharged.

Overloaded (Optional Rule - Recommended if you do not like infinite Combos)

During the player's turn, if the Protocol Ability of a card, or a card of the same name, would be used for the third time, its effect is ignored.

TURN SEQUENCE CARD

The majority of gameplay for The North can be found on the double sided **Turn Sequence Card**. This card outlines what the player can and must do during their turn, and is passed back and forth throughout the game between the players.

The Turn Sequence card begins the game with the First Player on the Front Side. ***Remember, the First Player is the First Player for the entire game!***

The flow and order of the player's turn is indicated on the Turn Sequence card.

When a player uses their three **Directives** for the turn, they have four different options, and a single option cannot be selected more than twice during their turn. A player **must** use three Directives.

The Turn Sequence card also indicates the end game condition.

OTHER CARDS & SCORING

Each player has a double sided **Points Card** and a **Reference Card**.

The Reference Card is placed over the Points Card and is moved as the player loses points, to indicate the player's remaining points. Both players begin the game with 40 points.

The game ends at the end of the Second Player's turn if either condition is met: either player has 0 points and/or there are 4 or fewer cards in the Wastes Deck.

When the game ends, players gain points. Each player gains 1 point for each card in their Zone. Each player moves their hand and Discard to their Deck and gains points equal to the combined Value of all cards in their Deck. This is added to their Score.

The player with the most points wins. In the event of a tie, the player with the most cards in their Deck and Zone wins the tie.

THINGS TO REMEMBER

Each player has a Discard, located next to their Deck.

Value 0 Ancients have no Value listed on their card.

Players do not gain points during the game. A player cannot go lower than 0. The only thing a player can lose are points.

Discarded cards always come from the player's hand. Unless otherwise stated, drawn cards come from the player's deck.

Cards in The Wastes are always set to the Ancient side. Players may not look at the other side of these cards unless they are prompted to do so.

Cards taken from The Wastes are not replenished from the Wastes Deck during the player's turn, unless otherwise stated.

Players may look at both sides of cards in their Zone and hand.


THE NORTH

Design: John Clowdus

Illustrations: Aaron Nakahara

©2019 Small Box Games, LLC

smallboxgames.com



Fold the rulesheet as shown above to allow it to fit in your game box.